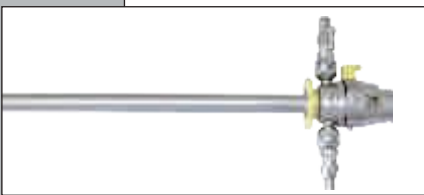


HYBRID RESECTOSCOPY

CLASSIC LINE


For monopolar use & bipolar
cutting in saline solution



CLASSIC LINE

24/26 Fr.

for Ø 4.0 mm Telescopes



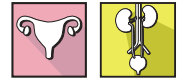
CLASSIC WHITE LINE

18/22 Fr.

for Ø 2.9 mm Telescopes

Hybrid Resectoscopes facilitate the gradual integration of new procedures into clinics, and provide the freedom of choice to either proceed working with monopolar distension mediums, or to gradually change procedures to the use of bipolar current in saline solution, where this is indicated.

HYBRID RESECTOSCOPY



TONTARRA Hybrid Resectoscopy Systems respond to actual trends in contemporary gynecologic and urologic resectoscopy: the tendency clearly goes towards the use of saline solution as distension medium thanks to its several advantages; and the technical progress has enabled a further miniaturization of instruments. The result: less traumatic interventions, less hospitalization and a faster healing process for the patient, and a clear cost reduction for health systems.

CLASSIC LINE

Advantages of saline solution as distension medium:

- ▶ less risk for hyponatremia and hypervolemia
- ▶ less distension volume / less strain on the tissue
- ▶ lower thermal impact on tissue during surgery which results in less necrosis around the treated areas
- ▶ reduction of peripheral nerve stimulation, especially of the N. obturatorius



A large variety of mono- and bipolar electrodes for both systems are available. The examples listed in the tab can be ordered as well as single-use electrodes.

RESECTOSCOPY HYBRID SYSTEM CLASSIC 24/26 Fr.; for 4.0 mm telescopes

Description	Art. No.
Continuous flow - Outer Sheath; not rotatable; 26 Fr.; 2 stopcocks	630-204-06
Continuous flow - Inner Sheath; not rotatable; 24 Fr.	630-204-26
Continuous flow - Outer Sheath; rotatable; 26 Fr.; 2 stopcocks	630-209-06
Continuous flow - Inner Sheath; rotatable; 24 Fr.	630-209-26
Standard obturator for resectoscopy sheath 26 Fr.	630-215-24
Working element active; HF-connection upwards	630-235-10B
Working element passive; HF-connection upwards	630-235-60B

Working elements for monopolar use only (4 versions): please inquire

RESECTOSCOPY HYBRID SYSTEM CLASSIC WHITE LINE 18/22 Fr.; for 2.9 mm telescopes

Description	Art. No.
Continuous flow - Outer Sheath; not rotatable, 22 Fr.; 2 stopcocks	630-304-01
Continuous flow - Inner Sheath; not rotatable, 19 Fr.	630-304-21
Continuous flow - Outer Sheath; rotatable, 22 Fr.; 2 stopcocks	630-309-01
Continuous flow - Inner Sheath; rotatable, 19 Fr.	630-309-21
Single flow Resectoscopy sheath 19 Fr.; 1 stopcock; for monopolar use only	630-300-19
Obturator standard	630-315-19
Obturator visual	630-325-19
Working element passive; HF-connection upwards	630-335-60B

Working elements for monopolar use only (4 versions): please inquire

Bipolar HF ELECTRODES 19/22 Fr. and 24/26 Fr.

For use with bipolar CLASSIC Resectoscopy Systems; working elements 630-235-10B, 630-235-60B, 630-335-60B

Description	19/22 Fr.	24/26 Fr.	
	white/blue <input type="checkbox"/> <input type="checkbox"/>	yellow/blue <input type="checkbox"/> <input type="checkbox"/>	
HF Loop electrode; angled	630-340-00B	630-240-00B	
HF Loop electrode; straight	630-340-05B	630-240-10B	
HF Ball electrode; Ø 3 mm	630-340-10B	630-240-15B	
HF Ball electrode; Ø 5 mm	-	630-240-20B	
HF knife electrode	630-340-15B	630-240-40B	

(Inquire for electrodes for monopolar use)

HF GENERATOR PLASMA WAVE

Description	Art. No.
PWT-400 Plasma Wave; HF generator for electrical surgery	540-280-50



plasma wave



TONTARRA Medizintechnik GmbH
 Daimlerstr. 15 · 78573 Wurmlingen/Germany
 Tel: +49(0) 74 61/9 65 76 -0) · info@tontarra.de
www.tontarra.de

distributor for
 Authorized